



CLYC 2022

DINGHY SAILING INSTRUCTIONS

Early, Mid & Late Seasons, Early & Late Wednesday Series,
Frostbite Season and closed races

1 RULES

- 1.1 Dinghy racing at CLYC will be governed by the rules as defined in *The Racing Rules of Sailing (RRS)*.
- 1.2 **RRS 40** is changed so that all helms and crew must wear Personal Flotation Devices at all times and failure to do so will result in disqualification.
- 1.3 Only fully paid members (Sailing, Junior, Cadet and Country categories) for 2022 will be allocated points. Points will NOT be allocated retrospectively to any helmsman who has raced prior to paying annual fees.

2 NOTICES TO COMPETITORS

Notices to competitors will be posted on the official notice board(s) located at the club house.

3 CHANGES TO SAILING INSTRUCTIONS

Any change to the Sailing Instructions will be notified by the Race Officer on the day on which it will take effect just prior to racing.

4 SIGNALS MADE ASHORE

- 4.1 Signals made ashore will be displayed at the Club's flag pole in the event that there is no Committee Boat on the water.
- 4.2 When signals are made onshore the Race Officer will brief at the Battery.
- 4.3 The Race Officer will indicate if racing will proceed before any boats leave the shore.

5 SCHEDULE OF RACES

The scheduled time of the warning signal for the first race each day is outlined in the racing calendar.

6 FLEET FLAGS




Fleet flags will be as follows:

<i>Fleet</i>	<i>Flag</i>
A-Fleet	Laser Class Flag 
B-Fleet	T Flag 

7 RACING AREAS

The racing area will be just off the clubhouse and the start area will be close to the position of the Committee Boat.

8 THE COURSES

- 8.1 Addendum A shows the Triangular course, including the approximate angles between legs, the order in which marks are to be passed, and the side on which each mark is to be left. A Triangular course will be the standard course and does not need to be signalled.
- 8.2 Addendum B shows the layout of a windward-leeward course, the order in which marks are to be passed and the side on which each mark is to be left. A windward-leeward course may be indicated by a "W" flag  and the Race Officer will inform all boats of a change from the standard as outlined in 8.1.
- 8.3 A Red Flag  will indicate a port hand course (all marks left to port), and a green flag  (all marks left to starboard) will indicate a starboard course.

9 MARKS

- 9.1 Marks 1, 2, and 3 will be of the inflatable type.
- 9.2 The starting and finishing marks will normally be of the round orange buoy type.
- 9.3 The Committee Boat may lay an inner limit mark so that boats must not pass between it and the Committee Boat

10 AREAS THAT ARE OBSTRUCTIONS



The following areas are designated as obstructions: The moorings and the yachts/boats moored.

11 THE START

- 11.1 The starting line will be between the pin end marker and the aft end of the cabin on the Committee Boat, or in the event where the signals are made from the shore the line is between the pin end marker and the main flag pole.
- 11.2 Boats whose warning signal has not been made shall avoid the starting area.
- 11.3 A boat starting later than 5 minutes after her starting signal will be scored Did Not Start. This changes **RRS A4**.

- 11.4 The Race Officer may choose to start both A- and B-fleets together by displaying both fleet flags simultaneously.
- 11.5 To alert boats that a race will begin soon a sound signal may be made at least 1 minute before the warning signal is made.
- 11.6 The start signal for the A-fleet will be the 5 minute signal for the B Fleet.
- 11.7 A General Recall in the A-fleet will mean that the entire start procedure will begin again so that the start sequence for the B-fleet will be abandoned

12 SHORTENING THE COURSE OR ABANDONING THE RACE AFTER THE START

- 12.1 A shorten course signal (Code flag S  with 2 sound signals) will indicate that the finishing line will be between the staff of the S flag and the rounding mark given the boat carrying the S flag is anchored in position, or if not, the start finish line on the current lap. This changes **RRS 32.2**.
- 12.2 The Race Officer may abandon a race in accordance with **RRS 32.1** by displaying the relevant Fleet flag and the "N" flag  with 3 sound signals. Unless otherwise instructed, competitors should return to the Committee Boat for further information.

13 THE FINISH

- 13.1 The finishing line will be between the pin end marker and the aft end of the cabin on the Committee Boat unless the signals are made from the shore where the finishing line will be between the pin end marker and the main club flagpole.
- 13.2 The finishing line must be crossed from the direction of the final mark

14 TIME LIMITS

14.1 Time limits for normal Club races are as follows:

<i>Fleet</i>	<i>Target Time (min)</i>	<i>Time Limit (min)</i>	<i>Mark 1 Time Limit (min)</i>
A-Fleet	45	75	15
B-Fleet	45	75	20

14.2 If no boat has passed Mark 1 within the Mark 1 time limit, the race shall be abandoned.

Boats failing to finish within 15 minutes after the first boat in that fleet sails the course and finishes will be scored Did Not Finish. This changes **RRS 35** and **A4**.

14.3 The above time limits will not apply to Cup races.

15 PROTESTS AND REQUESTS FOR REDRESS

- 15.1 Protest forms are available at the bar. Protests shall be delivered there within the protest time limit.
- 15.2 Competitors shall inform the Race Officer at the earliest opportunity of their intention to Protest and shall identify the party being protested.

- 15.3 For each fleet, the protest time limit is 90 minutes after the last boat has finished the last race of the day.
- 15.4 Where practicable, notices will be posted within 48 hours of the protest time limit to inform competitors of hearings in which they are parties or named as witnesses.

16 SCORING

- 16.1 The quota for any boat in a series is half of the races sailed, rounded up, plus 1.
- 16.2 Average points are awarded to crew members for Race Officer and/or patrol boat duty.
- 16.3 Average points may be claimed by a helmsman for one racing day in each Club Race Series for taking part in a national championship or provincial championship which coincides with a home Club Race Series race. This will be done on request, on or before the day of the relevant event.
- 16.4 A boat must have sailed in at least two thirds (rounded up) of the races included in the quota. This applies to all series including the Lyon Trophy and B League series. The Lyon Trophy and B League results are calculated from all the series except the Frostbite Season. 25 races will be the quota for the Lyon Trophy and B League series. This changes **RRS A2**.
- 16.5 A minimum of 4 races must be sailed to constitute a series. It is possible to merge points gained by a helmsman in different classes of dinghy, at the end of each season, but this will only be done ON REQUEST and with adequate advance warning within 7 days of the last race in the specific series. It is not possible to merge points gained in A-fleet and B-fleet races.

17 SAFETY REGULATIONS

- 17.1 Each competitor is individually responsible for wearing a personal flotation device, adequate for the conditions. Failure to comply with this will result in the competitor being scored **DNS**.
- 17.2 All boat crews must sign in before leaving the shore for racing. Failure to do so shall result in a score of **DNS** for the first race of the day.
- 17.3 A boat that retires from a race shall notify the Race Committee as soon as possible.

18 REPLACEMENT OF CREW OR EQUIPMENT

A boat's helmsman may not be changed without approval from the Sailing Committee.

19 DISCLAIMER OF LIABILITY

Competitors participate in club racing entirely at their own risk. See **RRS 4**.

20 INSURANCE

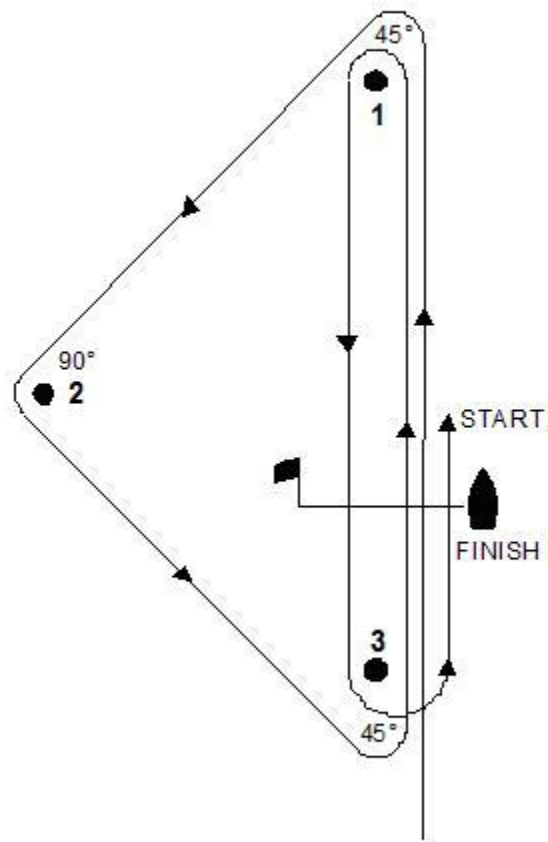
Each participating boat shall be insured with valid third-party liability insurance with a minimum cover of £3,000,000. The Sailing Committee reserves the right to inspect an insurance certificate at any time.

ADDENDUM A

Triangular Course

A Fleet - Start-1-2-3-1-3-1-2 3- Finish

B Fleet - Start-1-2-3-1-3 - Finish



ADDENDUM B

Windward-Leeward Course

A Fleet - Start-1-3-1-3-Finish

B Fleet - Start-1-3 Finish

Ignore Mark 2

